

Tiki7

Tiki7 was released in June 2011. See [Roadmap](#) and [Tiki7](#)

There has been an extensive cleanup of the code of the trackers feature in March 2011. If you use trackers, make sure to test thoroughly an upgrade on a backup copy of your data and report any issues.

We have dropped support for Internet Explorer 6.0. If you need to support IE6 in your organization, stay on [Tiki6 Long Term Support](#). Related: [Browser Compatibility](#)

Release notes are here: <http://tiki.org/ReleaseNotes7.0>

To check all the commits in this branch, see: <https://sourceforge.net/p/tikiwiki/code/HEAD/tree/branches/7.x/changelog.txt>

List of changes:

(alphabetically sorted)

1.1. Accounting

[Accounting](#). See [first commit](#)

1.2. Action log

[Action log](#) records new actions:

- categorize or uncategorize wiki pages.
- wiki attachment

1.3. Autoload

Tiki7 uses [Autoload](#)

1.4. Canonical URLs

For better Search Engine Optimization, new options are added for Canonical URLs (only for wiki pages for now) and this improves meta-tags and sefurls admin panels.

See [Canonical link element](#)

1.5. CodeMirror

See [#Syntax_Highlighter](#)

1.6. Comments

- archived comments: admins can archive or unarchive comments. This feature can be controlled on the Comments admin panel and is off by default.

1.7. Content Organizer

See [Content Organizer](#)

1.8. CSS

See [#Theme_styles](#)

1.9. Date and time

- Add admin and user preference to show 12-hour time notation in time selectors used in edit windows of blog posts, calendar entries, etc.

<https://sourceforge.net/p/tikiwiki/code/32939>

1.10. Draw with SVG-edit

Draw

1.11. File Gallery

Two new options:

- Use file galleries for wiki attachments
- Use file galleries for user files

1.12. Flagged Revisions

Flagged revisions rely on trusted users to mark revisions of a page as good or safe. Trusted users can see all revisions and flag/unflag revisions as needed. A notice at the top of the page will offer these options and allow to navigate to the latest version or the last approved version.

For more information, see [Revision approval](#), [Flagged Revisions](#)

1.13. HTML5

- Tiki7 moved to [HTML5](#)

<http://en.wikipedia.org/wiki/HTML5>

HTML5 is mostly backwards compatible, so people with newer browsers will take advantage of the enhancements and the other won't really be affected.

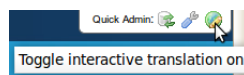
1.14. In-browser code editing

See [#Syntax_highlighter](#)

1.15. Interactive translation and "Edit or export languages" page

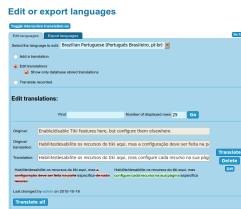
Continuing the work done for Tiki5 and Tiki6, several improvements to interactive translation and "Edit or export languages" (`tiki-edit_languages.php`) were done for Tiki7.

- It is not necessary anymore to go to `tiki-edit_languages.php` to enable or disable interactive translation mode. You can simply click on the interactive translation button on the "Quick Admin" area. The button now is smarter and will preserve the current page instead of redirecting you to `tiki-edit_languages.php`.



- Before Tiki7 to be able to use "Edit language" tab on `tiki-edit_languages.php` to edit or add translations for a particular language you had to first import all the translations for that language to the database or translate any string using interactive translation. Now it is possible to add or edit translations directly. Thus the tab to import language.php to database was removed from `tiki-edit_languages.php`.
- Custom pagination code was replaced by Tiki standard pagination system for `tiki-edit_languages.php`
- New features for "Edit languages" tab make it easier to collaboratively translate Tiki (through <http://i18n.tiki.org>):
 - Checkbox to list only database stored translations
 - When a translation in the database is different from the one on language.php shows the original translation and a diff between the two

- Show who did the translation and when



1.16. Menus

At the "Admin Menus" screen for the standard Application menu you will no longer have the usual Edit, Configure/Options Action icons. Instead you will see a RESET button and the clone icon.

Therefore, in order to edit the main application menu, you have to clone it and use a copy for your edited versions.

1.17. Mobile with jQuery Mobile

Tiki Mobile with [HAWHAW](#) was first released in 2004 and it was impressive for the time. Nowadays, phones are much more powerful and now that Tiki6 [LTS](#) is done, it's now time to make major changes. Thus, we are moving to [jQuery Mobile](#). [MobileESP](#) will handle device detection.

1.18. Modules

Payment outstanding

New module to show outstanding payments of current user.

See [Module payment_outstanding](#)

Module Revamp

All the top & bottom section has been revamp and now everything (ex.: logo, login box, etc.) is a drag & drop module -> <http://themes.tiki.org/Theme+header+modules>

Also, modules are filtered with a feature check. If the blog feature is off, all blog modules are hidden by default.

Module TrackerHelp

A button allows to copy in a [Pretty Tracker](#) format all the fields in the current textarea of a edit wiki page. See [Module TrackerHelp](#).

1.19. OpenStreetMap

[OpenStreetMap](#) integration to Tiki via [OpenLayers](#)

1.20. Passwords

New option to have password different from login.

1.21. Payments

Allow payments to be restricted to be seen only by user that is supposed to be pay it (common use case)

1.22. Plugins

1.22.1. Parser improvements

This will permit easier plugin-in-plugin embedding.

1.22.2. Pending approval notification

There is a setting called "**Plugin pending notification**" in "**Admin home > Editing and plugins > Plugins (tab)**", which allows users in groups with the permission *tiki_p_plugin_approve* to receive an email notification each time a new plugin call is added in a wiki page as pending approval.

See [Plugins](#) for more information.

1.22.3. Plugin GroupExpiry

A plugin to show the expiry of a group a user is in.

See [PluginGroupExpiry](#).

1.22.4. Plugin GetAccessToken

This plugin is designed for an admin to display a link on a secure page to another page using a security access token. This might be useful where on one page which is accessible to users through a token, the user needs to be able to access another secondary page using a different token.

See [PluginGetAccessToken](#)

1.22.5. PluginSlideshow

It configures a slideshow: it extends the existing wiki page slideshow with notes & styles.

See [PluginSlideshow](#)

1.22.6. PluginTrackerList: new param 'tplwiki'

A new param "tplwiki" has been introduced to allow having the same little parsing that tpl's on disk had but this time through wiki pages also. This improvement prevents former issues with smarty parsing [R code](#) from trackers item smarty templates (pretty trackers) in wiki pages.

1.22.7. PluginTrackerToggle

This plugin allows to toggle the visibility of an HTML element like a div depending on the value of a field. They can be used in Pretty trackers.

See [PluginTrackerToggle](#)

1.22.8. Plugins UI

See [PluginUI](#)

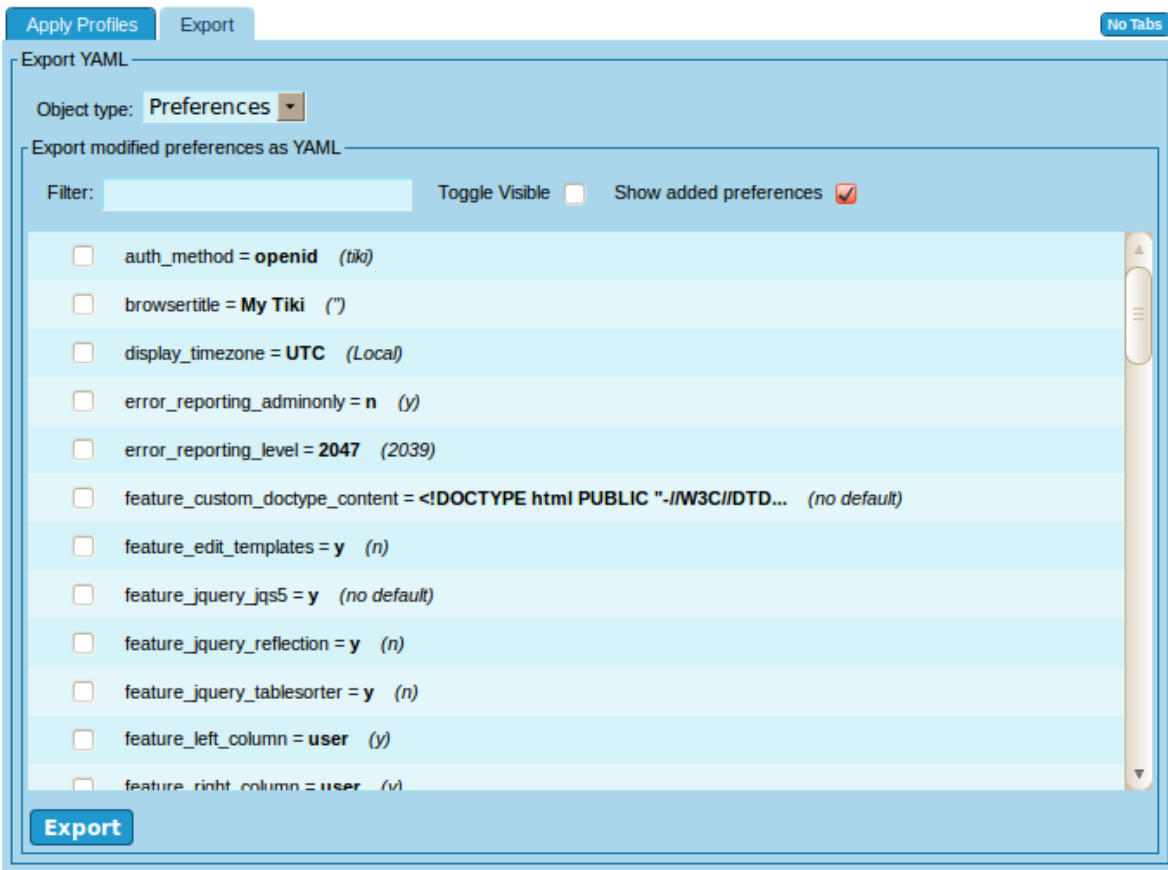
- force check for plugin required params (before was possible to insert a plugin with a required field empty)
- now is possible to define a relation between two params so that the child param is only displayed if a specific value of the parent param is selected

1.22.9. Plugins for Videos: Blip.tv and Vimeo added

Two new plugins have been added to make it easier to add videos from Blip.tv or Vimeo. They are similar to Youtube plugin.

1.23. Profiles exporter

- [Save current configuration as a profile](#)



1.24. Slideshow

Slideshow has undergone massive improvements, including

- Uses themes from [jQueryUI ThemeRoller](#)

1.25. Smarty tables

Code has been cleaned up and made more consistent, for a better UI and easier themeability

1.26. SOAP

- [SOAP Tiki server + SOAP client in webservice admin](#)

1.27. Spreadsheet

It has been even more AJAX-ified, so that the edit interface loads in the browser, without the need to contact the server at that point.

1.28. Syntax Highlighter

Tiki is now using [CodeMirror](#) as a syntax highlighter and indentation helper, which allows to highlight syntax in real time when the user is typing it. It will also help with auto indentation of code (when required in some syntax) while typing it.

The first step in the implementation has been in [PluginCode](#) and [PluginR](#), but the goal is to extend it somehow to any textarea used in most Tiki features.

See [Syntax Highlighter](#)

The screenshot shows a web editor window with two tabs: "Edit page" and "Properties". The "Edit page" tab is active, displaying a toolbar with various icons for text formatting (bold, italic, underline, strikethrough), alignment, lists, tables, and other elements. Below the toolbar, the main editing area contains the following content:

```

! WYSIWYG Sample Page
Start off by clicking "edit" then switching the editor to use the wysiwyg editor using
the {img src="pics/icons/pencil_go.png"} button on the toolbar.
!! Text formatting
  bold
  italic
  ===underlined===
  ::centred text::

!! Lists and table
  *An unordered list item
  **A subitem
And some text
  *Another item
. . . and more text . . .
  *Item 3
. . . and some more text, to illustrate the line spacing.

A table:
||Row One, Column One|Row One, Column Two
Row Two, Column One|Row Two, Column Two||

```

Below the editing area, there is a text input field labeled "Describe the change you made:" and a checkbox labeled "Monitor this page:". At the bottom of the window, there are three buttons: "Preview", "Save", and "Cancel Edit".

1.29. Theme generator

- [Theme Generator](#)

1.30. Theme styles

There have been quite a few changes in the theme style architecture in Tiki7.

See: <http://themes.tiki.org/Upgrading>

1.31. Trackers

1.31.1. Exporting in yaml (for profiles)

Trackers allow exporting a tracker structure in the yaml format used in [Profiles](#)

1.31.2. New permission to view attachments

A new permission has been introduced to control which groups can view & download tracker item attachments (*tiki_p_tracker_view_attachments*)

1.32. WebDAV access to wiki pages

- [WebDAV access to Wiki Pages](#)

1.33. Unified Search

A Complete revamp of the search infrastructure to take advantage of [Zend_Search_Lucene: Search and List from Unified Index](#)

1.34. WordPress importer

Basic support for importing a WordPress blog into Tiki using WordPress WXR file. See [WordPress importer dev page](#) and [WordPress importer documentation page](#).

1.35. Zend Framework 1.11

Tiki is updated from 1.10 to 1.11

<http://devzone.zend.com/article/12724-Zend-Framework-1.11.0-FINAL-Released>

1.36. Zotero

A plugin to [Zotero](#) to manage references.

Upgrade notes

Besides reading the general [Upgrade](#) notes, keep in mind also that Tiki 7 introduces several major changes from prior versions. If you are upgrading from an earlier version, you should be aware of the following:

- Extensive changes to Trackers as part of the on-going [Tracker Re-vamp](#). If you are using trackers, make sure to do a test upgrade and test everything with latest available release of 7.x before you upgrade.
 - for example, **Tracker field IDs and names** may have changed. and to improve consistency, all tracker fields now use **ins_XX**, where **XX** is the **fieldId**.
If you use custom jQuery or other code with trackers, you will need to update the code to reflect this change.
- Extensive changes to [Module use and management](#).
- [Custom header and footer areas](#) in themes have been replaced with modules.
- The wiki plugin parser has been revamped to be more future-proof and powerful. However, it tends to be less permissive of incorrectly formatted syntax. So if a plugin was working in 6, but not in 7, check the syntax to see if it's correct. You could have a quote or parenthesis missing.

PHP 5.1 support dropped

The minimal version of PHP required by Tiki was raised from 5.1 to **5.2**. Systems with PHP 5.1 should upgrade PHP or keep using Tiki 6, which will be supported until approximately 2013.

Introduction to upgraders from old versions

If you are migrating to [Tiki7](#) from Tiki versions earlier than [Tiki6](#), you are encouraged to read first the pages describing the changes introduced in earlier versions of Tiki, such as:

- [Tiki6](#)
- [Tiki5](#)
- [Tiki4](#)
- [Tiki3](#)

Steps

Remember these steps if you are upgrading from a previous version up to 7.

1. Read the general [Upgrade](#) notes, if you haven't done so in the last few years.
2. Remember to run `setup.sh` again (if you have console access).
3. Beware of changes in modules and their management:
<http://dev.tiki.org/Modules+Revamp>
4. Check these two pages for notes specific on upgrading your theme style:
 - <https://themes.tiki.org/Upgrading>
 - <https://themes.tiki.org/Theme+header+modules>

Keep in mind that your Custom site header might be gone, in which case you'll need to manually re-do it using module management.

In other cases, custom top bar code or other custom sections you had coded in **Admin Home > Look & Feel > General Layout Options** might be misplaced. If so, go to **Admin > Modules** and set the proper order of the modules (see [Theme Header Modules](#) for more information on the proper order for header modules).

5. You might need to re-approve some of your plugin calls.

Go to <http://example.org/tiki-plugins.php> as admin and approve them all (after revision, if needed, as always)

Pages linking to Tiki7

66 pages link to [Tiki7](#)

- [Unified Index Comparison](#)
- [Module](#)
- [Documentation](#)
- [Tiki27](#)
- [WordPress importer](#)
- [Perspectives](#)
- [Pretty Tracker](#)
- [Revision approval, Flagged Revisions](#)
- [Tiki7](#)
- [Tiki8](#)
- [Tiki9](#)
- [PluginTrackerItemCopy](#)
- [Module trackerhelp](#)
- [Module menu](#)
- [프리티 트래커](#)
- [PluginR](#)
- [Slideshow](#)
- [PluginSlideshow](#)
- [PluginExtendCartHold](#)
- [PluginAdjustInventory](#)
- [Zotero,fr](#)
- [OpenStreetMap,fr](#)
- [PluginJq](#)
- [Search MySQL Advanced](#)
- [PluginTrackerList](#)
- [Maps General information](#)
- [WebDAV](#)
- [PluginTrackerFilter](#)
- [PluginTrackerIf](#)
- [PluginTrackerToggle](#)
- [Shopping Cart](#)
- [PluginParam](#)
- [플래그 지정 수정 버전](#)
- [PluginCode](#)
- [Numeric Tracker Field](#)
- [Draw](#)
- [PluginTrackerTimeline](#)
- [Assigning Modules](#)
- [위키 플러그인](#)
- [설명서](#)
- [文档](#)
- [Plugiciels Wiki](#)
- [Dokumentation](#)
- [검색 색인](#)
- [List 플러그인](#)
- [Code 플러그인](#)
- [요구 사항](#)
- [모듈 wikistrucuture](#)
- [PluginPerspective](#)
- [PluginShopperInfo](#)
- [PluginZotero](#)

- [PluginZoteroList](#)
- [Module Settings Interface](#)
- [PluginGetAccessToken](#)
- [PluginGroupExpiry](#)
- [PluginTwitter](#)
- [Theme Generator](#)
- [PluginSheet](#)
- [Interactive Translation](#)
- [퍼스펙티브](#)
- [티키9](#)
- [Tiki8-de](#)
- [WebDAV access to Wiki Pages](#)
- [Anforderungen](#)
- [Browserkompatibilität](#)
- [Buchhaltung](#)

Alias

[Tiki7.0](#) | [TikiWiki7](#) | [TikiWiki7.0](#) | [TikiWiki 7.0](#) | [TikiWiki 7](#)