

Clear Tiki cache

To improve performances we've implement a Tiki cache that stores data so that future requests for that data can be served faster.

When your Tiki instance is not acting as expected, clearing the Tiki caches is the first thing to do.


To clear your Tiki caches, when logged in as an admin, there are many ways





- From the Settings item of the main menu click on the item **Tiki Cache/Sys Admin**
- From the Quick Admin module (if enabled): **Clear all caches**
- From the admin dashboard in the admin navbar menu **Tools** click on the item **System Cache**
- From the shell, in your Tiki directory using the command line by doing `php console.php cache:clear`
- From your URL address bar `http://example.org/tiki-admin_system.php`

You will get to the "System Administration" page where you can see the "Clear cached content" section where you can see the different Tiki caches and the "Save directories" where your Tiki files are stored and an option to export them a a zip file.

Click on the "Clear all caches" button to clear all Tiki caches.

Clear cached content

 Clear all caches

Directory	Files/Size	
./temp/templates_c/	(1368 Files / 12.09 Mb)	
./temp/cache/	(13 Files / 442.63 Kb)	
./temp/public/	(560 Files / 11.71 Mb)	
All user preference sessions		

Note: This is not the same thing as clearing browser cache and cookies.

Sometimes it is necessary also to clear your browser caches to completely "push" the Tiki cache cleaning into your Internet browser. Clearing those is related to your Operating System (Windows, MacOS, Linux, etc) and browser (Chrome, Firefox, Safari, Internet Explorer, Brave, etc.).

Search the internet to find the best way to do it.

A quick hard refresh browser can be performed on all browsers. Most of the modern Internet browser will do a hard refresh browser when you press the `ctrl key and reload icon` a page for windows and Linux and the `shift key and reload icon` for MacOS.

Toggling minification settings

If it's unrealistic to ask all your users to clear their cache, you can toggle (If it is on, turn it off. If it is off, turn it on) the setting for

- Minify CSS and
- Minify JavaScript

This will force a major change of all CSS and JavaScript files and this will bust any cache. This can be especially useful after an upgrade.

alias

- Empty Smarty cache
- Clear Smarty cache
- Empty Tiki cache
- Clear Tiki cache
- Clearing Tiki cache