







Payment Preferences Tab

Option	Description	Default
Payment system	Currently a choice between PayPal, and Cclite (in development), or Tiki User Credits.  <i>PayPal: see PayPal.com - Cclite: Community currency</i>  PayPal Cclite Tiki User Credits	PayPal
Currency	Currency used when entering payments.	USD
Default acceptable payment delay	Number of days before a payment request becomes overdue. This can be changed per payment request.	30 days
Wiki page with manual payment instructions	Enter wiki page name	None
User can only see own outstanding payments	Unless the user has administer-payment permissions, a user can only see his or her own outstanding payments	Disabled
User can only see own past or cancelled payments	Unless the user has administer-payment permissions, the user can only see his or her own past or cancelled payments	Disabled
Anonymous users can pay outstanding invoices	Anonymous users can see outstanding invoices to pay them through a simple shopping cart (without the need to set up the advanced cart).	Disabled
PayPal ID	Enable payments through PayPal. This account can be either Personal, Business Standard, or Business Pro. A Personal account allows the receiving of small payments from shopping carts. A Business Standard account allows also the receiving of periodic payments through Plugin GroupMembership or receiving bigger amounts. And a Business Pro account allows further customization. See paypal.com for more information and exact fees depending on your country and business type.  <i>Primary email of your PayPal account (Personal or Business).</i>	None
PayPal business password	The PayPal password associated with your PayPal Pro business account. This is NOT needed for PayPal Personal or PayPal Standard Business accounts.  <i>Primary password of your PayPal Pro business account - OPTIONAL</i>	None
Paypal business signature	Your API signature associated with your PayPal Pro business account. This is NOT needed for Paypal Personal or Paypal Standard Business accounts.  <i>Your API signature associated with your PayPal Pro business account - OPTIONAL</i>	None
PayPal environment	Used to switch between the PayPal sandbox, used for testing and development and the live environment.  Production Sandbox	Production

Option	Description	Default
PayPal instant payment notification (IPN)	Enable IPN for automatic payment completion. PayPal will ping back the site when a payment is confirmed. The payment will then be entered automatically. This may not be possible if the site is not on a public server.	Enabled
Payment data transfer (PDT)	Enable PDT for automatic payment completion. PayPal will include information that allow to validate the payment when redirecting the user back to your website without waiting for PayPal to ping back the website like IPN. The payment will then be entered automatically.	Enabled
Payment data transfer (PDT) token	Payment data transfer token to validate PDT messages, which should be available in the PayPal admin interface where you enable PDT.	None
Redirect after PDT payment	Optionally, after receiving a successful payment, the user will be redirected to this page.	None
Invoice prefix	The prefix must be set and unique if the same PayPal account is used for different Tiki sites, because PayPal checks that the invoice is not paid twice	None
ILP server base url	Inter Ledger Protocol invoice server base url. 🚧	None
ILP bearer token	Bearer token of ILP invoice server. 🚧	None
Enforce SSL	Enforce SSL connecting to ILP server. 🚧	Disabled
ILP Asset scale	Scale of amount denoted in assetCode. 🚧	9
Cclite registries	Registries in Cclite 👉 <i>Registry names in Cclite</i>	None
Cclite registry currencies	Currencies in Cclite 👉 <i>Each registry in Cclite can have its own currency. There must be one currency per registry (case sensitive).</i>	None
Cclite server URL	Full URL of the repository 👉 <i>for example, https://cclite.yourdomain.org/cclite/</i>	None
Cclite merchant user	Username in Cclite representing "the management"	Manager
Cclite merchant key	Corresponds with merchant key setting in Cclite	None
Cclite enable payments	Select Cclite test or live operation. ☰ Live Test	Test
Hashing algorithm	Encryption type ☰ SHA1 SHA256 SHA512	SHA1
Cclite payment notification	To do	Enabled
Types of credit to use	This is a list of the types of Tiki user credits that are acceptable for payment.	None

Option	Description	Default
Exchange rate for types of credit to use	This is a corresponding list of the number of credits equivalent to 1 unit of the payment currency.	None
Option	Description	Default
Payment system	Currently a choice between PayPal, and Cclite (in development), or Tiki User Credits. 👉 <i>PayPal: see PayPal.com - Cclite: Community currency</i> ☰ PayPal Cclite Tiki User Credits	PayPal
Currency	Currency used when entering payments.	USD
Default acceptable payment delay	Number of days before a payment request becomes overdue. This can be changed per payment request.	30 days
Wiki page with manual payment instructions	Enter wiki page name	None
User can only see own outstanding payments	Unless the user has administer-payment permissions, a user can only see his or her own outstanding payments	Disabled
User can only see own past or cancelled payments	Unless the user has administer-payment permissions, the user can only see his or her own past or cancelled payments	Disabled
Anonymous users can pay outstanding invoices	Anonymous users can see outstanding invoices to pay them through a simple shopping cart (without the need to set up the advanced cart).	Disabled
PayPal ID	Enable payments through PayPal. This account can be either Personal, Business Standard, or Business Pro. A Personal account allows the receiving of small payments from shopping carts. A Business Standard account allows also the receiving of periodic payments through Plugin GroupMembership or receiving bigger amounts. And a Business Pro account allows further customization. See paypal.com for more information and exact fees depending on your country and business type. 👉 <i>Primary email of your PayPal account (Personal or Business).</i>	None
PayPal business password	The PayPal password associated with your PayPal Pro business account. This is NOT needed for PayPal Personal or PayPal Standard Business accounts. 👉 <i>Primary password of your PayPal Pro business account - OPTIONAL</i>	None
Paypal business signature	Your API signature associated with your PayPal Pro business account. This is NOT needed for Paypal Personal or Paypal Standard Business accounts. 👉 <i>Your API signature associated with your PayPal Pro business account - OPTIONAL</i>	None
PayPal environment	Used to switch between the PayPal sandbox, used for testing and development and the live environment. ☰ Production Sandbox	Production

Option	Description	Default
PayPal instant payment notification (IPN)	Enable IPN for automatic payment completion. PayPal will ping back the site when a payment is confirmed. The payment will then be entered automatically. This may not be possible if the site is not on a public server.	Enabled
Payment data transfer (PDT)	Enable PDT for automatic payment completion. PayPal will include information that allow to validate the payment when redirecting the user back to your website without waiting for PayPal to ping back the website like IPN. The payment will then be entered automatically.	Enabled
Payment data transfer (PDT) token	Payment data transfer token to validate PDT messages, which should be available in the PayPal admin interface where you enable PDT.	None
Redirect after PDT payment	Optionally, after receiving a successful payment, the user will be redirected to this page.	None
Invoice prefix	The prefix must be set and unique if the same PayPal account is used for different Tiki sites, because PayPal checks that the invoice is not paid twice	None
ILP server base url	Inter Ledger Protocol invoice server base url. 🚧	None
ILP bearer token	Bearer token of ILP invoice server. 🚧	None
Enforce SSL	Enforce SSL connecting to ILP server. 🚧	Disabled
ILP Asset scale	Scale of amount denoted in assetCode. 🚧	9
Cclite registries	Registries in Cclite 👉 <i>Registry names in Cclite</i>	None
Cclite registry currencies	Currencies in Cclite 👉 <i>Each registry in Cclite can have its own currency. There must be one currency per registry (case sensitive).</i>	None
Cclite server URL	Full URL of the repository 👉 <i>for example, https://cclite.yourdomain.org/cclite/</i>	None
Cclite merchant user	Username in Cclite representing "the management"	Manager
Cclite merchant key	Corresponds with merchant key setting in Cclite	None
Cclite enable payments	Select Cclite test or live operation. ☰ Live Test	Test
Hashing algorithm	Encryption type ☰ SHA1 SHA256 SHA512	SHA1
Cclite payment notification	To do	Enabled
Types of credit to use	This is a list of the types of Tiki user credits that are acceptable for payment.	None

Option	Description	Default
Exchange rate for types of credit to use	This is a corresponding list of the number of credits equivalent to 1 unit of the payment currency.	None
Option	Description	Default
Payment system	Currently a choice between PayPal, and Cclite (in development), or Tiki User Credits. 👉 <i>PayPal: see PayPal.com - Cclite: Community currency</i> ☰ PayPal Cclite Tiki User Credits	PayPal
Currency	Currency used when entering payments.	USD
Default acceptable payment delay	Number of days before a payment request becomes overdue. This can be changed per payment request.	30 days
Wiki page with manual payment instructions	Enter wiki page name	None
User can only see own outstanding payments	Unless the user has administer-payment permissions, a user can only see his or her own outstanding payments	Disabled
User can only see own past or cancelled payments	Unless the user has administer-payment permissions, the user can only see his or her own past or cancelled payments	Disabled
Anonymous users can pay outstanding invoices	Anonymous users can see outstanding invoices to pay them through a simple shopping cart (without the need to set up the advanced cart).	Disabled
PayPal ID	Enable payments through PayPal. This account can be either Personal, Business Standard, or Business Pro. A Personal account allows the receiving of small payments from shopping carts. A Business Standard account allows also the receiving of periodic payments through Plugin GroupMembership or receiving bigger amounts. And a Business Pro account allows further customization. See paypal.com for more information and exact fees depending on your country and business type. 👉 <i>Primary email of your PayPal account (Personal or Business).</i>	None
PayPal business password	The PayPal password associated with your PayPal Pro business account. This is NOT needed for PayPal Personal or PayPal Standard Business accounts. 👉 <i>Primary password of your PayPal Pro business account - OPTIONAL</i>	None
Paypal business signature	Your API signature associated with your PayPal Pro business account. This is NOT needed for Paypal Personal or Paypal Standard Business accounts. 👉 <i>Your API signature associated with your PayPal Pro business account - OPTIONAL</i>	None
PayPal environment	Used to switch between the PayPal sandbox, used for testing and development and the live environment. ☰ Production Sandbox	Production

Option	Description	Default
PayPal instant payment notification (IPN)	Enable IPN for automatic payment completion. PayPal will ping back the site when a payment is confirmed. The payment will then be entered automatically. This may not be possible if the site is not on a public server.	Enabled
Payment data transfer (PDT)	Enable PDT for automatic payment completion. PayPal will include information that allow to validate the payment when redirecting the user back to your website without waiting for PayPal to ping back the website like IPN. The payment will then be entered automatically.	Enabled
Payment data transfer (PDT) token	Payment data transfer token to validate PDT messages, which should be available in the PayPal admin interface where you enable PDT.	None
Redirect after PDT payment	Optionally, after receiving a successful payment, the user will be redirected to this page.	None
Invoice prefix	The prefix must be set and unique if the same PayPal account is used for different Tiki sites, because PayPal checks that the invoice is not paid twice	None
ILP server base url	Inter Ledger Protocol invoice server base url. 🚧	None
ILP bearer token	Bearer token of ILP invoice server. 🚧	None
Enforce SSL	Enforce SSL connecting to ILP server. 🚧	Disabled
ILP Asset scale	Scale of amount denoted in assetCode. 🚧	9
Cclite registries	Registries in Cclite 👉 <i>Registry names in Cclite</i>	None
Cclite registry currencies	Currencies in Cclite 👉 <i>Each registry in Cclite can have its own currency. There must be one currency per registry (case sensitive).</i>	None
Cclite server URL	Full URL of the repository 👉 <i>for example, https://cclite.yourdomain.org/cclite/</i>	None
Cclite merchant user	Username in Cclite representing "the management"	Manager
Cclite merchant key	Corresponds with merchant key setting in Cclite	None
Cclite enable payments	Select Cclite test or live operation. ☰ Live Test	Test
Hashing algorithm	Encryption type ☰ SHA1 SHA256 SHA512	SHA1
Cclite payment notification	To do	Enabled
Types of credit to use	This is a list of the types of Tiki user credits that are acceptable for payment.	None

Option	Description	Default
Exchange rate for types of credit to use	This is a corresponding list of the number of credits equivalent to 1 unit of the payment currency.	None
Option	Description	Default
Payment system	Currently a choice between PayPal, and Cclite (in development), or Tiki User Credits. 👉 <i>PayPal: see PayPal.com - Cclite: Community currency</i> ☰ PayPal Cclite Tiki User Credits	PayPal
Currency	Currency used when entering payments.	USD
Default acceptable payment delay	Number of days before a payment request becomes overdue. This can be changed per payment request.	30 days
Wiki page with manual payment instructions	Enter wiki page name	None
User can only see own outstanding payments	Unless the user has administer-payment permissions, a user can only see his or her own outstanding payments	Disabled
User can only see own past or cancelled payments	Unless the user has administer-payment permissions, the user can only see his or her own past or cancelled payments	Disabled
Anonymous users can pay outstanding invoices	Anonymous users can see outstanding invoices to pay them through a simple shopping cart (without the need to set up the advanced cart).	Disabled
PayPal ID	Enable payments through PayPal. This account can be either Personal, Business Standard, or Business Pro. A Personal account allows the receiving of small payments from shopping carts. A Business Standard account allows also the receiving of periodic payments through Plugin GroupMembership or receiving bigger amounts. And a Business Pro account allows further customization. See paypal.com for more information and exact fees depending on your country and business type. 👉 <i>Primary email of your PayPal account (Personal or Business).</i>	None
PayPal business password	The PayPal password associated with your PayPal Pro business account. This is NOT needed for PayPal Personal or PayPal Standard Business accounts. 👉 <i>Primary password of your PayPal Pro business account - OPTIONAL</i>	None
Paypal business signature	Your API signature associated with your PayPal Pro business account. This is NOT needed for Paypal Personal or Paypal Standard Business accounts. 👉 <i>Your API signature associated with your PayPal Pro business account - OPTIONAL</i>	None
PayPal environment	Used to switch between the PayPal sandbox, used for testing and development and the live environment. ☰ Production Sandbox	Production

Option	Description	Default
PayPal instant payment notification (IPN)	Enable IPN for automatic payment completion. PayPal will ping back the site when a payment is confirmed. The payment will then be entered automatically. This may not be possible if the site is not on a public server.	Enabled
Payment data transfer (PDT)	Enable PDT for automatic payment completion. PayPal will include information that allow to validate the payment when redirecting the user back to your website without waiting for PayPal to ping back the website like IPN. The payment will then be entered automatically.	Enabled
Payment data transfer (PDT) token	Payment data transfer token to validate PDT messages, which should be available in the PayPal admin interface where you enable PDT.	None
Redirect after PDT payment	Optionally, after receiving a successful payment, the user will be redirected to this page.	None
Invoice prefix	The prefix must be set and unique if the same PayPal account is used for different Tiki sites, because PayPal checks that the invoice is not paid twice	None
ILP server base url	Inter Ledger Protocol invoice server base url. 🚧	None
ILP bearer token	Bearer token of ILP invoice server. 🚧	None
Enforce SSL	Enforce SSL connecting to ILP server. 🚧	Disabled
ILP Asset scale	Scale of amount denoted in assetCode. 🚧	9
Cclite registries	Registries in Cclite 👉 <i>Registry names in Cclite</i>	None
Cclite registry currencies	Currencies in Cclite 👉 <i>Each registry in Cclite can have its own currency. There must be one currency per registry (case sensitive).</i>	None
Cclite server URL	Full URL of the repository 👉 <i>for example, https://cclite.yourdomain.org/cclite/</i>	None
Cclite merchant user	Username in Cclite representing "the management"	Manager
Cclite merchant key	Corresponds with merchant key setting in Cclite	None
Cclite enable payments	Select Cclite test or live operation. ☰ Live Test	Test
Hashing algorithm	Encryption type ☰ SHA1 SHA256 SHA512	SHA1
Cclite payment notification	To do	Enabled
Types of credit to use	This is a list of the types of Tiki user credits that are acceptable for payment.	None

Option	Description	Default
Exchange rate for types of credit to use	This is a corresponding list of the number of credits equivalent to 1 unit of the payment currency.	None
Option	Description	Default
Payment system	Currently a choice between PayPal, and Cclite (in development), or Tiki User Credits. 👉 <i>PayPal: see PayPal.com - Cclite: Community currency</i> ☰ PayPal Israel Post Payment Module Cclite Tiki User Credits	PayPal
Currency	Currency used when entering payments.	USD
Default acceptable payment delay	Number of days before a payment request becomes overdue. This can be changed per payment request.	30 days
Wiki page with manual payment instructions	Enter wiki page name	None
User can only see own outstanding payments	Unless the user has administer-payment permissions, a user can only see his or her own outstanding payments	Disabled
User can only see own past or cancelled payments	Unless the user has administer-payment permissions, the user can only see his or her own past or cancelled payments	Disabled
Anonymous users can pay outstanding invoices	Anonymous users can see outstanding invoices to pay them through a simple shopping cart (without the need to set up the advanced cart).	Disabled
PayPal ID	Enable payments through PayPal. This account can be either Personal, Business Standard, or Business Pro. A Personal account allows the receiving of small payments from shopping carts. A Business Standard account allows also the receiving of periodic payments through Plugin GroupMembership or receiving bigger amounts. And a Business Pro account allows further customization. See paypal.com for more information and exact fees depending on your country and business type. 👉 <i>Primary email of your PayPal account (Personal or Business).</i>	None
PayPal business password	The PayPal password associated with your PayPal Pro business account. This is NOT needed for PayPal Personal or PayPal Standard Business accounts. 👉 <i>Primary password of your PayPal Pro business account - OPTIONAL</i>	None
Paypal business signature	Your API signature associated with your PayPal Pro business account. This is NOT needed for Paypal Personal or Paypal Standard Business accounts. 👉 <i>Your API signature associated with your PayPal Pro business account - OPTIONAL</i>	None
PayPal environment	Used to switch between the PayPal sandbox, used for testing and development and the live environment. ☰ Production Sandbox	Production

Option	Description	Default
PayPal instant payment notification (IPN)	Enable IPN for automatic payment completion. PayPal will ping back the site when a payment is confirmed. The payment will then be entered automatically. This may not be possible if the site is not on a public server.	Enabled
Payment data transfer (PDT)	Enable PDT for automatic payment completion. PayPal will include information that allow to validate the payment when redirecting the user back to your website without waiting for PayPal to ping back the website like IPN. The payment will then be entered automatically.	Enabled
Payment data transfer (PDT) token	Payment data transfer token to validate PDT messages, which should be available in the PayPal admin interface where you enable PDT.	None
Redirect after PDT payment	Optionally, after receiving a successful payment, the user will be redirected to this page.	None
Invoice prefix	The prefix must be set and unique if the same PayPal account is used for different Tiki sites, because PayPal checks that the invoice is not paid twice	None
ILP server base url	Inter Ledger Protocol invoice server base url. 📌	None
ILP bearer token	Bearer token of ILP invoice server. 📌	None
Enforce SSL	Enforce SSL connecting to ILP server. 📌	Disabled
ILP Asset scale	Scale of amount denoted in assetCode. 📌	9
Israel Post payment environment	Switch between test transactions and real transactions ☰ Production Test	Production
Israel Post business ID	Provided by Israel Post, usually the business name.	None
Israel Post API password	Provided by Israel Post.	None
Israel Post use pre-authorization	Use the pre-authorization mechanism prior to processing the real transaction. Must match the account configuration at Israel Post.	Disabled
Cclite registries	Registries in Cclite 👉 <i>Registry names in Cclite</i>	None
Cclite registry currencies	Currencies in Cclite 👉 <i>Each registry in Cclite can have its own currency. There must be one currency per registry (case sensitive).</i>	None
Cclite server URL	Full URL of the repository 👉 <i>for example, https://cclite.yourdomain.org/cclite/</i>	None
Cclite merchant user	Username in Cclite representing "the management"	Manager
Cclite merchant key	Corresponds with merchant key setting in Cclite	None

Option	Description	Default
Cclite enable payments	Select Cclite test or live operation. ☰ Live Test	Test
Hashing algorithm	Encryption type ☰ SHA1 SHA256 SHA512	SHA1
Cclite payment notification	To do	Enabled
Types of credit to use	This is a list of the types of Tiki user credits that are acceptable for payment.	None
Exchange rate for types of credit to use	This is a corresponding list of the number of credits equivalent to 1 unit of the payment currency.	None

Option	Description	Default
Payment system	Currently a choice between PayPal, and Cclite (in development), or Tiki User Credits. 👉 <i>PayPal: see PayPal.com - Cclite: Community currency</i> ☰ PayPal Israel Post Payment Module Cclite Tiki User Credits	PayPal
Currency	Currency used when entering payments.	USD
Default acceptable payment delay	Number of days before a payment request becomes overdue. This can be changed per payment request.	30 days
Wiki page with manual payment instructions	Enter wiki page name	None
User can only see own outstanding payments	Unless the user has administer-payment permissions, a user can only see his or her own outstanding payments	Disabled
User can only see own past or cancelled payments	Unless the user has administer-payment permissions, the user can only see his or her own past or cancelled payments	Disabled
Anonymous users can pay outstanding invoices	Anonymous users can see outstanding invoices to pay them through a simple shopping cart (without the need to set up the advanced cart).	Disabled
PayPal ID	Enable payments through PayPal. This account can be either Personal, Business Standard, or Business Pro. A Personal account allows the receiving of small payments from shopping carts. A Business Standard account allows also the receiving of periodic payments through Plugin GroupMembership or receiving bigger amounts. And a Business Pro account allows further customization. See paypal.com for more information and exact fees depending on your country and business type. 👉 <i>Primary email of your PayPal account (Personal or Business).</i>	None
PayPal business password	The PayPal password associated with your PayPal Pro business account. This is NOT needed for PayPal Personal or PayPal Standard Business accounts. 👉 <i>Primary password of your PayPal Pro business account - OPTIONAL</i>	None

Option	Description	Default
Paypal business signature	<p>Your API signature associated with your PayPal Pro business account. This is NOT needed for Paypal Personal or Paypal Standard Business accounts.</p> <p>👉 <i>Your API signature associated with your PayPal Pro business account - OPTIONAL</i></p>	None
PayPal environment	<p>Used to switch between the PayPal sandbox, used for testing and development and the live environment.</p> <p>☰ Production Sandbox</p>	Production
PayPal instant payment notification (IPN)	Enable IPN for automatic payment completion. PayPal will ping back the site when a payment is confirmed. The payment will then be entered automatically. This may not be possible if the site is not on a public server.	Enabled
Payment data transfer (PDT)	Enable PDT for automatic payment completion. PayPal will include information that allow to validate the payment when redirecting the user back to your website without waiting for PayPal to ping back the website like IPN. The payment will then be entered automatically.	Enabled
Payment data transfer (PDT) token	Payment data transfer token to validate PDT messages, which should be available in the PayPal admin interface where you enable PDT.	None
Redirect after PDT payment	Optionally, after receiving a successful payment, the user will be redirected to this page.	None
Invoice prefix	The prefix must be set and unique if the same PayPal account is used for different Tiki sites, because PayPal checks that the invoice is not paid twice	None
Israel Post payment environment	<p>Switch between test transactions and real transactions</p> <p>☰ Production Test</p>	Production
Israel Post business ID	Provided by Israel Post, usually the business name.	None
Israel Post API password	Provided by Israel Post.	None
Israel Post use pre-authorization	Use the pre-authorization mechanism prior to processing the real transaction. Must match the account configuration at Israel Post.	Disabled
Cclite registries	<p>Registries in Cclite</p> <p>👉 <i>Registry names in Cclite</i></p>	None
Cclite registry currencies	<p>Currencies in Cclite</p> <p>👉 <i>Each registry in Cclite can have its own currency. There must be one currency per registry (case sensitive).</i></p>	None
Cclite server URL	<p>Full URL of the repository</p> <p>👉 <i>for example, https://cclite.yourdomain.org/cclite/</i></p>	None
Cclite merchant user	Username in Cclite representing "the management"	Manager
Cclite merchant key	Corresponds with merchant key setting in Cclite	None

Option	Description	Default
Cclite enable payments	Select Cclite test or live operation. ☰ Live Test	Test
Hashing algorithm	Encryption type ☰ SHA1 SHA256 SHA512	SHA1
Cclite payment notification	To do	Enabled
Types of credit to use	This is a list of the types of Tiki user credits that are acceptable for payment.	None
Exchange rate for types of credit to use	This is a corresponding list of the number of credits equivalent to 1 unit of the payment currency.	None