

# Plugin Tracker Timeline

*Introduced in Tiki3, with support for SIMILE Timeline added in Tiki7. SIMILE timeline was replaced by Vis Timeline in Tiki29.*

Use this wiki plugin shows a timeline view of a tracker, which can be used to display event schedules or gantt charts. The tracker needs to have a field title, a field summary, a field start, a field end, a text field (to group event together)

The plugin can work on different scale: hour, day, month, year

# Parameters

Plugin PluginTikiDocFromCode failed : Either the module, plugin, preferences, tracker field or prefsexport parameter must be set, but not two or more.

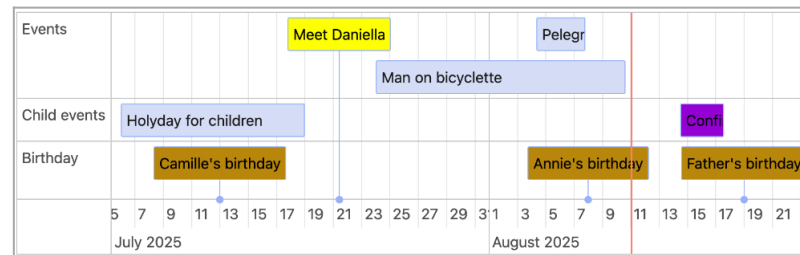
# Examples

# Example 1

*This code:*

```
{trackertimeline tracker="8" title="39" color="40" type="point" summary="43" start="41" end="42" scale="day" group="44"}
```

*Would produce:*

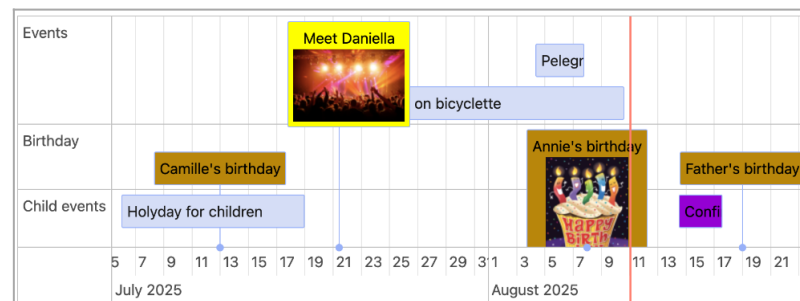


Click to expand

*This code:*

```
{trackertimeline tracker="8" image_field="45" title="39" color="40" type="point" summary="43" start="41" end="42" scale="day" group="44"}
```

*Would produce:*



Click to expand

Data comes from Tracker5 with this type of information:


Title	color	start	end	description	Group	image
Pelegrinage at Kibeo		2025-08-04 06:00	2025-08-07 17:00	Go to Rwanda to visit the sites where people died during the genocide, and also meet Nathalie, to whom the mother of Christ appeared.	Events	
Camille's birthday	DarkGoldenRod	2025-07-12 22:00		Camille birthday date	Birthday	
Meet Daniella	yellow	2025-07-21 08:00		Daniella ma perle	Events	Screenshot 2025-08-10 at 23.51.57

# Example 2

*This code:*

```
{trackertimeline tracker="7" title="33" type="point" summary="35" start="36" scale="day"}
```

*Would produce:*



Click to expand

# Related pages

- [http://profiles.tiki.org/Time\\_Sheet](http://profiles.tiki.org/Time_Sheet)