

# Tiki15

- Tiki 15.0 was released in April 2016, and as it is a Long Term Support (LTS) version, it will be supported until April 2021 (5 years) as per version lifecycle.
- Tiki 15 requires PHP 5.5, runs nicely on 5.6 but **does not** run on PHP 7.x.

Tiki15 does not support utf8mb4 characters such as emojis.

# Versions released

## Tiki 15.0

- Released in April 2016

## Tiki 15.1

- Released on 2016-06-13
- This version includes critical security fixes so Tiki users are recommended to upgrade to the latest version as soon as possible.

## Tiki 15.2

- Released on 2016-07-06
- This version includes critical security fixes so Tiki users are recommended to upgrade to the latest version as soon as possible.

## Tiki 15.3

- Released on 2016-12-22
- This version includes critical security fixes so Tiki users are recommended to upgrade to the latest version as soon as possible.
- This version also focus on "waiting for a fix" issues and offer far more stability.

## Tiki 15.4

- Released on 2017-01-21
- This version includes critical security fixes so Tiki users are recommended to upgrade to the latest version as soon as possible.

# 1.1. Action log extended

Creating, modifying or deleting **calendar events** can also be recorded and displayed through the Action log, since version 15.1.

# 1.2. Addons

Addons is a way of packaging Profiles, Smarty Templates and other building blocks of application functionality that can be used to better manage different Tiki configurations by developers and also for developers to offer these as independently maintained "apps" to others. See: [Addons](#)

# 1.3. AutoTOC mini-revamp

The AutoTOC feature has been updated to use Bootstrap ScrollSpy - normal server-side maketoc one to come  
(hopefully also for 15.0)  
(Several commits leading up to r57161)

# 1.4. Content templates can be categorised and locked

From the Tiki15 release Content templates can be categorised so that access to individual templates can be restricted to designated Groups.

Content templates can also be 'locked' from Tiki 15 onwards, in a similar way to individual wiki pages, so that even when Categorisation is used to restrict access to a Group, editing of a Content template can be restricted further to the individual user that locks it. A new preference needs to be set to allow this locking option to be available and a new permission has been created to allow individual users the privilege to do it. As with all the various permissions 'sets', if a user has been granted `tiki_p_admin_content_templates` they can do all the various content template activities including the unlocking of a template locked by another user.

Content templates are a good way to ensure new content is created with a consistent layout and style especially when a Tiki system has multiple editors, and it also provides a fast way to set up complex new content with initial 'starting' data - see Content templates for more details. The categorisation and locking functions then provide a range of options to allow groups/individuals to control how they are updated.

# 1.5. Custom LESS preference

New preference textarea on control-panels/look & feel/customisation where you can add LESS definitions that then recompiles a new version of the currently selected theme and option using definitions declared there.

(Mostly added in r56867 but with subsequent fixes to r57047 so far)

Some minimal documentation and one example (so far) can be found here: [Custom Less](#)

# 1.6. Customise mail templates using a simple 'preference' setting

The format/style of the various automated email notifications are set using smarty templates held in the templates/mail/ folder and it has always been possible to make customised copies of these and store them in the template area of your theme/style. In this way they are only invoked when your theme is used and they are not overwritten when the site is upgraded. But this can cause a significant maintenance overhead since new templates are added from time to time and existing ones are improved or updated to fix bugs, so any customised copies have to be continually updated.

From Tiki15 however a simple text preference setting has been introduced where a short text string can be stored - which is set in the "General Settings" tab of the "Editing and Plugins" admin screen - where the text would typically be a description of your site. A reference to this stored text has been added to all the mail templates in appropriate places so that a very simple customisation of the existing 'vanilla' templates is then automatically produced and mail notifications can be made to be much easier to understand, especially if you are involved with multiple Tiki sites. It should be noted that the default value of the customising text string is an empty string so that if it not set it has no effect on the output of the standard template text - but a consequence of this is that if a customised text is set then it should have a blank character at the end of the text so that its insertion scans properly.



# 1.7. File Gallery Batch Upload Improvements

Some general improvements and new options to organise files according to subdirectories and create missing ones, also to file by gallery ID.

Including new console commands `files:batchupload` and `files:deleteold` to enable scheduled tasks to be set up for automatic gallery maintenance.

[More info here](#) Batch Upload

# 1.8. File Gallery Upload Improvements

New preference to enable a new jQuery File Upload interface allowing drag and drop, multiple file uploads, progress bars etc.

# 1.9. FitVids.js

FitVids.js is a jQuery plugin for fluid-width (responsive) embedded videos. It can be activated in the admin panel in section "Features" in Tab "Interface".

# 1.10. Look and Feel: custom LESS section

There is a new section under the Customization tab of the Look & Feel Control Panel which allows to set some base parameters for colors and other css properties, which will be applied to generate all properties for the Theme style of your choice.

Example:

```
@brand-primary: #abb; @gray-base: #431; @navbar-inverse-bg: #797; @navbar-default-bg: #cea;
```

See: Customization

# 1.11. Multilike

This feature expands on the like functionality to allow users to provide more qualitative feedback to the system.  
See [Multilike](#)

# 1.12. Newsletters

Counters have now been added when sending Newsletters, which is useful when sending newsletters with a large subscriber list. It is also particularly useful when the option to 'throttle' the newsletter send rate is being used which is an option that may have to be used to avoid the sending system being 'designated' as a spammer and being blocked by receiving mail servers. When using the 'throttle' option, additional remarks are now provided to remind the user that this option is in use, and the send process has also been fixed so that the 'completion' notices and information are correctly displayed.

These additional Newsletter features have also been backported for the Tiki12.5 and Tiki14.2 releases.

# 1.13. Slider to display Advanced Preferences in Control Panels

In Tiki15.3, a slider has been introduced to allow showing the advanced preferences in the Control Panels more easily. The funnel is shown only when the slider has been moved to show advanced preferences. If you want your preference to be permanent, you need to click as usual on the button "**Set as my default**":

[Assigned modules](#) [Edit module](#) [Custom Modules](#) [All Modules](#)

---

## Assign new module

Module Name

Quick Admin Bar

Module Options

# 1.14. Remote Tiki Autologin

Users from another Tiki are allowed to login to this Tiki using their credentials there. This provides a quick way to create a sub-site or sister site.

See Remote Tiki Autologin



# 1.15. Removal of "Synchronize categories of user tracker item to user groups" feature

This feature has been removed in Tiki 15. The preferred way to achieve similar functionality is to use the User Groups field instead. For more information, see [Synchronize categories of user tracker item to user groups](#).

# 1.16. Score

The points system was reworked in Tiki15. The main scoring events are still pre-configured for beginner users to be able to use, but the ability to add new scoring events was implemented as well for added flexibility.

See [Score](#)

# 1.17. Server requirements

A few more packages are required to provide the required php extensions that this version of Tiki needs:

## **php5-curl**

CURL module for php5

## **php5-intl**

internationalisation module for php5

;php5.5-xml - DOM, SimpleXML, WDDX, XML, and XSL module for PHP

In Debian-based distributions, you can install them in a terminal on the server with this type of command:

```
sudo apt-get install php5-curl php5-intl php-5.5-xml
```

Adapt to your case in other GNU/Linux distributions or operating systems at the server.

# 1.18. Social Networks with LinkedIn

You can also set up your site to allow users to log into LinkedIn as they can with Facebook.

[See Social Networks](#)

# 1.19. Structures can be locked

From Tiki 15 a wiki structure can be locked, meaning that the pages that are in a structure and the order/hierarchy of these pages can only be changed by the locking user.

A new preference needs to be set to allow this structure locking option to be available and a new permission has been created to allow individual users the privilege to do it. As with all the various permissions 'sets', if a user has been granted `tiki_p_admin_structures` (now added as a new permission) they can do all the various structure activities including the unlocking of a structure locked by another user.

To make structure permission management clearer and easier to find, a new 'wiki structure' section has been created in the permission tables.

For details of all these additions see the [Structure documentation page](#).

# 1.20. Structure tools added to the top page and permissions 'tidy-up'

From Tiki15 tools for the top page have been added so that the range of structure admin functions can be carried out on the top page of the Structure as well the individual pages. See the Structure editing documentation for more details.

In addition what permissions are needed to carry out the various Actions on a Structure have been clarified and made more consistent. See the Structure permissions documentation for more details.

# 1.21. Temporary User Accounts

Temporary users cannot login the usual way but instead do so via an autologin URL that is associated with a Token. These temporary users will be deleted (but can be set to be preserved in Admin Tokens) once the validity period is over. Normally, these users should have read-only access. Nevertheless, if you are allowing these users to submit information, e.g. fill in a tracker form, make sure to ask for their information again in those forms. You can use this feature through:

**Admin Users > Temporary Users (tab)**

(Related commit: r56888)

# 1.22. Time Ago Date Formatting

Optional *fuzzy* date formatting throughout Tiki, such as "Last modified 5 minutes ago" or "Created 2 months ago" etc.

Added in r57081



# 1.23. Unified index improvements

Some extra information have been exposed at the Search and List from Unified Index for the features than take profit of it like the Stored Search and similar:

- **hits**
- **lastpost\_title**
- **lastpost\_modification\_date**
- **lastpost\_contributors**
- **lastpost\_post\_content**
- **lastpost\_post\_snippet**
- **lastpost\_hits**
- **lastpost\_thread\_id**

# 1.24. ViewerJS

Support has been added for ViewerJS, which will allow your site to easily display embedded PDF documents, as well as presentations, spreadsheets and other documents without any external dependencies. This external library needs separate installation in Tiki (it cannot be included by default due to licensing issues, but it is fairly easy to add). See [PDF#ViewerJS](#).

# 1.25. Wiki Plugins

New or improved plugins:

# 1.25.1. Plugin Data Channel

Improved. This plugin allows to use a manual template in a profile requests. It is possible to use a custom Smarty (ie. HTML) template to create the form that is used to collect user input for the datachannel. This provides for complete flexibility.

See: `PluginDataChannel`

# 1.25.2. Plugin FullWidthTitle

Creates a full page width title. You can use your own tpl file for the styling, and you can also indicate the source of the  
Icon that you want to use for that Title.

See PluginFullWidthTitle

# 1.25.3. Plugin IncludeTpl

PluginTpl allows users to include a template file in a wiki page or textarea.

See [PluginIncludeTpl](#)

# 1.25.4. Plugin Like

PluginLike allows users to assign a like button to particular objects, as seen on many social networking sites.  
See [PluginLike](#)

# 1.25.5. Plugin List

PluginList can be used with tablesorter. Use a {tablesorter} tag to add the tablesorter parameters.  
See PluginList



# 1.25.6. PluginListExecute

Since version 15.3, you can select columns and customize output of the table with items to be processed, using the same syntax as PluginList output control block, which also allows for context filtering and inline edition of records before mass execution of actions on groups of items.

Added Calculations calculations as ListExecute actions

See PluginListExecute

# 1.25.7. Plugin Tour

Quick and easy way to build your product tours with Bootstrap Popovers. This plugin makes page tours using bootstrap-tour.

See [PluginTour](#)

# 1.25.8. Plugin Tracker

Plugin tracker's transaction feature enables a sequence of trackers to be chained into a single transaction, which is submitted only after the user submits the last tracker form. Otherwise the transaction is cancelled.

In addition, wiki page templates can be used for email notifications using the "**wiki:page name tpl**" format instead of template\_name.tpl files in the templates/mail dir. Tiki will use a page "page name subject tpl" if found.

See PluginTracker

# 1.25.9. Plugin UserInGroup

Use this wiki plugin to check whether a specific user is in a designated Group and to display defined text for either case.

See `PluginUserInGroup`

# Plugin Wikidiff

*Introduced in Tiki15.3.* Use this wiki plugin to display the differences between two wiki objects.  
See [PluginWikidiff](#)

# 1.1.1. Plugin XMLUpdate

Allows multiple elements of an XML file stored in a File Gallery to be updated - the File Gallery (at present) must store all files in a Directory instead of using the database storage option.

See PluginXMLUpdate

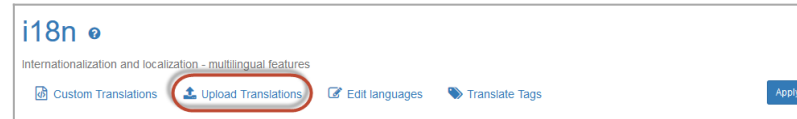
# 1.2. Wiki Structures

A wiki structure can be **locked** since Tiki15, meaning that the pages that are in a structure and the order/hierarchy of these pages can only be changed by the locking user. A new preference and new permissions to lock/unlock or to admin the whole structure are introduced associated with this improvement, as well as a new section in the permissions management UI.

See Structure User

# 1.3. Upload and download translations

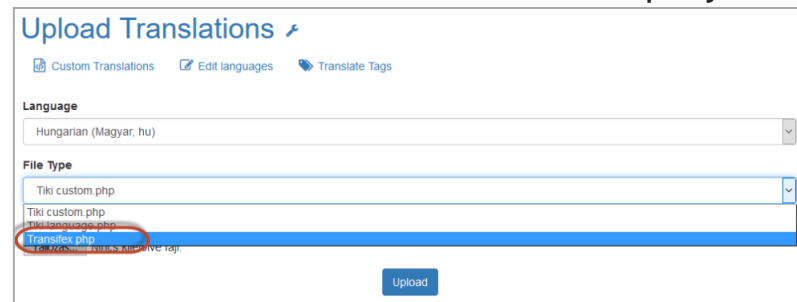
It is possible to upload translation files from the user interface.



Click to expand

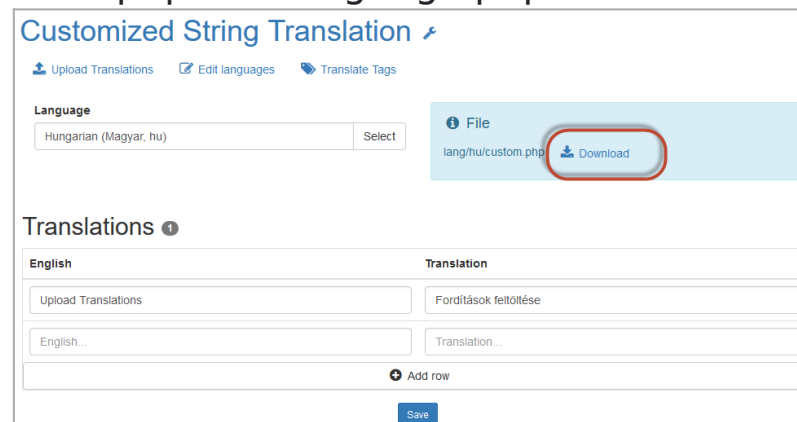
Allowed file types:

- Tiki custom.php: a custom.php file with your custom translations
- Tiki language.php: a regular Tiki translation file
- Transifex php: a translation file from Transifex Tiki translation project (<https://www.transifex.com/tiki/>)



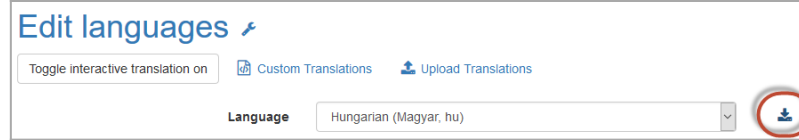
Click to expand

It is also possible to download custom.php and language.php files for a selected language from the frontend



Click to expand





Click to expand

# Upgrade

You need intl, curl and dom extensions in PHP5 (ext-intl & ext-curl & ext-xml). See above the section `#Server_requirements` for more instructions.

# Convert PluginSplit to PluginDiv

For fluid responsive flow of page elements in Tiki15 compared to Tiki12, you need to replace PluginSplit calls with the appropriate PluginDiv equivalent calls.

For instance, this plugin Split

```
{BOX()} {SPLIT(colsize="25%|75%")} Foo --- Bar {SPLIT} {BOX}
```

which produces this output:

Foo	Bar
-----	-----

Should be replaced with these other Plugin Divs:

```
{BOX()} {DIV(class="col-sm-3")} Foo {DIV} {DIV(class="col-sm-9")} Bar {DIV} {BOX}
```

which produces this other output:

Foo  
Bar

# Behavior change of Tracker field "Dropdown with other"

The default behavior of the tracker field "Dropdown with other" changed in Tiki 15, due to some validation issues with previous behavior

You need to select the option "other" in the dropdown (in lowercase) for the extra input text field to be shown for the user.

# Behavior change of Tracker field "Item Link"

In some cases you will need to change the "**One item per value**" property of the field to "*Display only one item for each label*" (from "*Displays all the items for a same label with a notation value (itemId)*") to maintain the previous behaviour as the `multi` option now works correctly.

# jQuery selectors for forms

Since most HTML tables (mainly produced by Trackers, but also in other cases) have been replaced with HTML div's in the migration to Bootstrap in the last couple of Tiki releases, the former way in jQuery to select a row in a form needs to be updated.

Or if using your custom templates in a Pretty Trackers setup, then you will need to surround your tracker fields with custom calls to plugin div, and refer in your PluginJQ call to those div id's, etc.

Ask in the developers list if you need more help on this topic (or consider hiring a Consultant to do the upgrade work for you, if that suits better your needs and possibilities).

# Potential Issue: Composer error

For people who install through *svn up* then *sh setup.sh*, at upgrading time the "c" command under certain conditions can blow up with a:

[RuntimeException]

could not scan for classes inside "vendor/smarty/smarty/libs/sysplugins/smarty\_security.php" which does not appear to be a file nor a folder.

This does not happen reliably, but it is easy to step around with a simple:

```
rm -rf vendor/smarty/
```

Then *sh setup.sh* works fine.

# General upgrade notes

Also, see the standard information about Upgrades in Tiki.

Pages linking to Tiki15

28 pages link to Tiki15

---

- PluginList filter control block
- PluginListExecute
- PluginList output control block
- Requirements
- PluginTracker
- Calculations
- Documentation
- PluginTogether
- PluginIncludeTpl
- PluginTour
- PluginTour-Old
- System Configuration
- Tiki15
- Tiki16
- Remote Tiki Autologin
- Maps General information
- PluginXMLUpdate

- [PluginGoogleChart](#)
- [Activity Notifications](#)
- [PluginDataChannel](#)
- [文档](#)
- [PluginAnnotation](#)
- [Structures](#)
- [ViewerJS](#)
- [Tiki18from15](#)
- [PluginUserInGroup](#)
- [LinkedIn Tab](#)
- [PluginWikidiff](#)

Alias

---

[Tiki15.0](#) | [TikiWiki15](#) | [TikiWiki15.0](#) | [TikiWiki 15.0](#) | [TikiWiki 15](#) | [Tiki 15](#) | [Tiki 15.0](#) | [Tiki 15 LTS](#)