

XML Import-Export

See also MediaWiki Importer
Introduced in Tiki3

(2022-08-14) The XML Import-Export feature is outdated, thereby broken and barely documented. It uses image galleries, which are no longer supported in Tiki. Both the import and export of images is broken.

It was possible to import/or export a list of pages or a structure in an xml format

Each page could be exported with:

- its history
- its comments
- its attached files
- its images

The export produced a zip file containing

- a wiki.xml page
- a directory for each page. And each of this directory
 - page.txt: that contains the data of a page
 - a directory attachments that contains all the attached files of the page
 - a directory images that contains all the images contained in the page (via the wiki plugin

Plugin Image

No image specified. One of the following parameters must be set: fileId, randomGalleryId, fgallId, attId or src.

)

- a directory history that contains all the data of each history

Example of a wiki.xml page

```
noel me Joyeux Noel /test/tikiwikitrunk/tiki-download_file.php?fileId=2&display 89597 image/jpeg  
<![CDATA[admin]]>
```

This example is very simplified. More fields are provided
For a structure we will have something like

```
noel 1 noel 1.1 noel 2 noel
```




The export could be done in wiki->List pages or in Structures-> List structures
The import could be done by calling tiki-import_xml_zip.php
You need to have tiki_p_admin to do the import and the export

Pages


Find Exact match

any language not in

Number of displayed rows

<input type="checkbox"/>	Page 	Hits	Last mod	Last author	Vers.	Actions
<input type="checkbox"/>	HomePage	4	Sat 24 of Jan., 2009 13:49 CET <i>Tiki initialization</i>	admin	0	   
<input type="checkbox"/>	The UB Physical Optics Research Group	5	Sat 24 of Jan., 2009 12:45 CET <i>Tiki initialization</i>	admin	0	   

Perform action with checked:



- ...
- Remove
- Print
- Xml Zip**

Page: 1/1

Requirements

The ZipArchive class for php must be installed
(Example: for gentoo, emerge pecl-zip and restart the server)

Documentation

The documentation is incomplete. It consists only of the two examples above. The XML Import-Export feature uses the Smarty template engine to generate the xml.zip file. The most complete documentation is this template that is being used. It's located here in the Tiki source code: `templates/tiki-export_page_xml.tpl`.

Repairing XML Import-Export

For anyone who wants to repair it, here are the concerned source code files:

tiki-import_xml_zip.php

Entry point.

lib/core/Services/Wiki/Controller.php

Contains a small section which is used when exporting pages.

lib/wiki/xmllib.php

Main code. Defines a sort of library which does most of the work. This code is mostly commented now.

templates/tiki-import_xml_zip.tpl

Template for the XML Zip Import page, used by tiki-import_xml_zip.php.

templates/tiki-export_page_xml.tpl

Template for the element in the wiki.xml file. This means this is generating most of it.

templates/tiki-export_comment_xml.tpl

Template for comments attached to wiki pages.

Alias

- XML Import-Export
- XML Import/Export