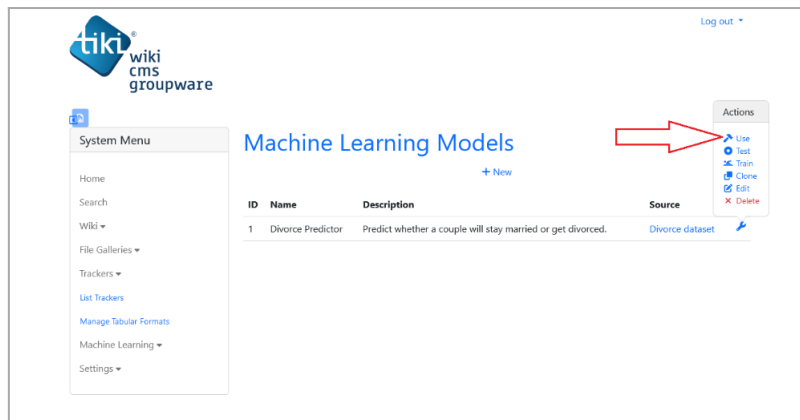


Using Machine Learning Models

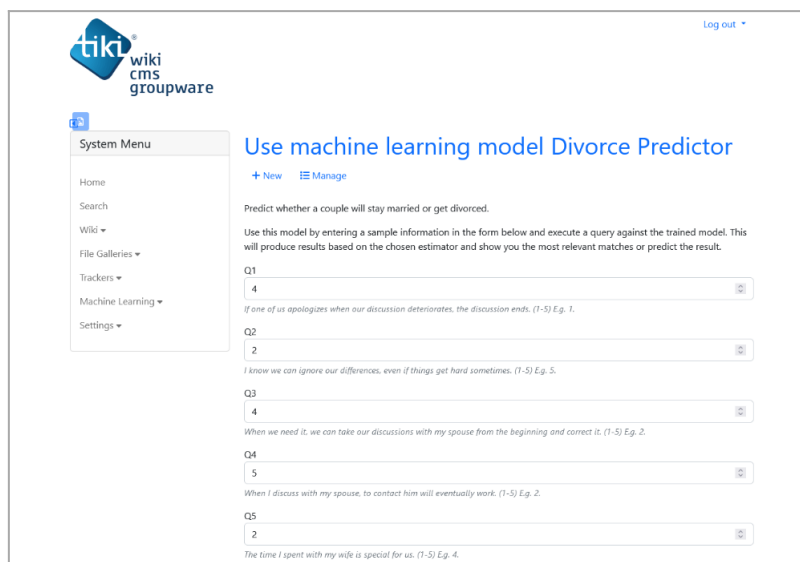
After a model has been trained, it is ready to be used to make prediction on new data. Trying to use an untrained model will result in an error.

To use a model, open its action menu and click on **Use**.



Go to model use page

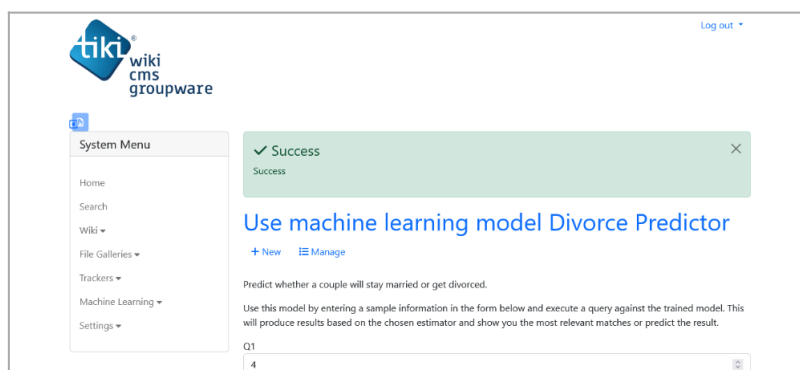
Tiki will then display the model's page for prediction. This page will include input fields for you to enter new data.



Use model page

Fill in the fields and select the type of task you want model to perform. This will be either a probability or prediction task. Either of the tasks is supported based on the model's underlying learning algorithm. After this, click on the **Submit** button to get result.

A success message will be displayed and result will appear right after the submit button.



Result success message

Q21
3
I'm not the one who's wrong about problems at home. (1-5) E.g. 5.

Q22
4
I wouldn't hesitate to tell my spouse about her/his inadequacy. (1-5) E.g. 4.

Q23
1
When I discuss, I remind my spouse of her/his inadequacy. (1-5) E.g. 4.

Q24
2
I'm not afraid to tell my spouse about her/his incompetence. (1-5) E.g. 1.

Type
 Probability (closest matches)
 Prediction

Submit

Result: married

Result

Related links

- [Machine Learning](#)
- [Preparing Machine Learning Dataset](#)
- [Creating Machine Learning Models](#)
- [Configuring Machine Learning Models](#)
- [Training Machine Learning Models](#)