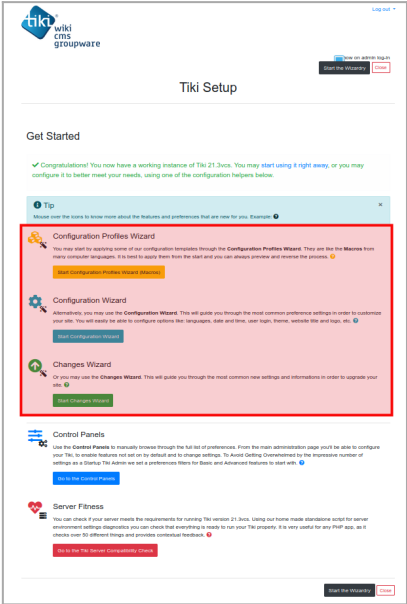
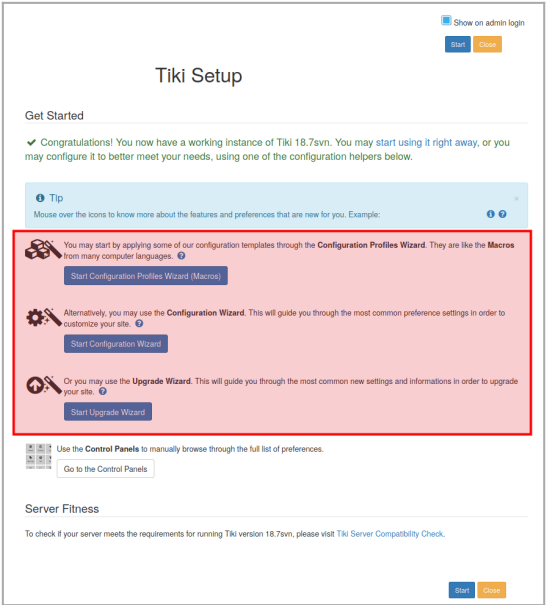


# Wizards


Starting in [Tiki12](#), some wizards were added to Tiki to help in the initial setup based on configuration templates like "Macros" (**Profiles Wizard**), as well as further site configuration (**Admin Wizard**), to help you while upgrading your tiki site to see what's new (**Changes Wizard**), and to help you as site admin to collect more information from your users if you need it (**Users Wizard**).



Click to expand



Click to expand

 ☒ Show on admin login

Close

Start

## Tiki Setup

### Get Started

✔ Congratulations! You now have a working instance of Tiki 12.3svn. You may [start using it right away](#), or you may configure it to better meet your needs, using one of the configuration helpers below.



Tip

Mouse over the icons to know more about the features and preferences that are new for you. Example:



You may start by applying some of our configuration templates through the **Configuration Profiles Wizard**. They are like the **Macros** from many computer languages.

[Start Configuration Profiles Wizard \(Macros\)](#)



Alternatively, you may use the **Admin Wizard**. This will guide you through the most common preference settings in order to customize your site.

[Start Admin Wizard](#)



Or you may use the **Upgrade Wizard**. This will guide you through the most common new settings and informations in order to upgrade your site.

[Start Upgrade Wizard](#)



Use the **Admin Panel** to manually browse through the full list of preferences.

[Go to the Admin Panel](#)

### Server Fitness

To check if your server meets the requirements for running Tiki version 12.3svn, please visit [Tiki Server Compatibility Check](#).