

크레딧

- 크레딧
 - [Credit Details](#)
 - [Admin Credits](#)
 - [Add credits to users](#)
 - [Use Credits](#)
 - [Developer Tips](#)

티키6에서 소개된 크레딧은 티키 사용자로 하여금 크레딧의 상이한 저장된 값 유형들을 보유하도록 하는 한 방법입니다. 이는 점수, 토큰, 시간, 분, 어떤 사용 회수, 기타 등등이 될 수 있습니다. 이 기능은 각 사용자에게 대하여 크레딧을 추가하고 사용할 API 와 함께 제공됩니다.

Somehow, it implies having the ability to define and use multiple currencies within a single Tiki site, similarly to what can be achieved with [Community Currencies](#) linked to a [CCLite](#) server, which allows using those multiple currencies with other sites (intertrading), sites which can be powered by Tiki or other CMS/Softwares, such as Joomla, Drupal, Elgg, etc.

Credit Details

Credits have a few characteristics:

- Credits have expiry dates and validity periods.
- Admins can configure different credit types and you can have different credit types for different sites

Admin Credits

- The admin panel for this feature is at **`tiki-admin_credits.php`**

Manage Credits

Username:



No such user

Manage Credit Types



| Type | Display Text | Unit Text | Is Static Level Credit | Display Bar Length Scaling Divisor |
|----------|----------------------|----------------------|---------------------------|---------------------------------------|
| TUC-Hour | Hour/s | h | No ▾ | 1 |
| New | <input type="text"/> | <input type="text"/> | No ▾ | 1 |


Purge Expired and Used Credits (All Users)


- You also need to define which TUC types are allowed in the tiki site, through "**Admin home > Payments > Tiki User Credits**" (tiki-admin.php?page=payment):

Payment System:  

PayPal: see [PayPal.com](https://www.paypal.com) - Colite: Community currency
Requires **Payment** (OK)

Currency:  

Default acceptable payment delay:  days


Wiki page containing the instruction to send manual payment like check:
 

Requires **Payment** (OK)


PayPal

Colite

Tiki User Credits

Types of credit to use:
 

Requires **Payment** (OK)
Requires **Tiki User Credits** (OK)

Exchange rate for types of credit to use:
 

Requires **Payment** (OK)
Requires **Tiki User Credits** (OK)

- Credits are used in the order of the earliest expiration date. Credits with no expiration date are used last.

Some definitions (useful for the admin panel):

Add credits to users

You add credits to users through `tiki-admin_credits.php?userfilter=username` (being username the name of the user; which you

Manage Credits

Username:

| Type | Creation Date (YYYY-MM-DD HH:MM:SS) | Expiration Date (YYYY-MM-DD HH:MM:SS) | Used (level credits always 0) | Total |
|---|--|--|-------------------------------------|----------------------|
| <input type="checkbox"/> TUC-Hour | 2010-09-24 10:00:00 | 2010-09-25 23:55:00 | 0 | 20 |
| <input type="checkbox"/> TUC-Hour | 2010-10-01 10:00:00 | 2010-10-02 23:55:00 | 0 | 20 |
| New <input type="text" value="TUC-Hour"/> | <input type="text"/> | <input type="text"/> | 0 | <input type="text"/> |

User Credits Expiry Summary (Plans)

| User Plan | Start of Latest Plan | Start of Next Plan | Expiry |
|-----------|----------------------|---------------------|---------------------|
| TUC-Hour | 2010-09-24 10:00:00 | 2010-10-01 10:00:00 | 2010-10-02 23:55:00 |

can type in the username search bo

An admin can also set that a user has already consumed some of that set of allocated credits:

Use User Credits

Use:

Amount:

And a report on the historical usage can be shown also:

Historical Usage Report

August 26 2010

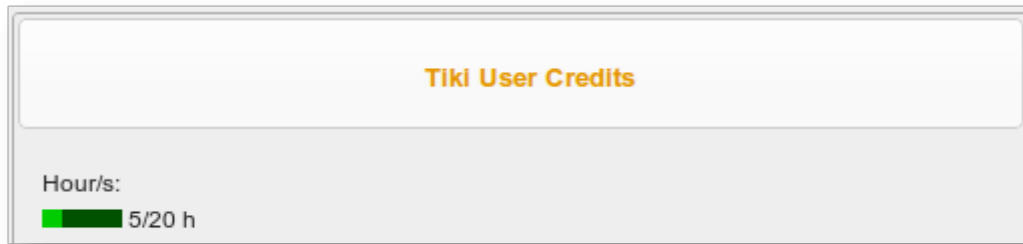
September 25 2010

| Type | Usage Date | Amount Used |
|----------|---------------------|-------------|
| TUC-Hour | 25-09-2010 15:31:26 | 5 |

Use Credits

You can pay invoices of Tiki [Payments](#) using [Tiki User Credits](#).

The credits that a user has left can be seen at any time by means of the module [Module credits](#):



Developer Tips

You could make use of functions in [lib/credits/creditlib](#):

function `useCredits` to use up credits and function `addCredits` to add credits for users. Also use `getCredits` to get a user's credit information, and `getScaledCredits` which extends `getCredits` with more human readable information.

alias

[Credit](#) | [TUC](#) | [TUCs](#) | [Tiki User Credit](#) | [TikiUserCredit](#) | [TikiUserCredits](#) | [Tiki User Credits](#)