

# Surveys Admin

Needs review

See also: [Surveys](#) - feature overview

## Create a Surveys

**Enable the Feature:**

Administration -> Features -> Surveys (check)

## Goto the Admin Surveys page

If you have the appropriate permission, you can create a surveys by clicking the **Admin surveys** link in the **Surveys** section of the application menu.



If you don't see a **Surveys** section, enable surveys from the **Features** section of the main Admin Panel.

The following form is used to create a survey:

# Admin surveys


[list surveys](#) [survey stats](#)

## Create New Survey

Name:

Description:

Categorize [ [show categories](#) | [hide categories](#) ]


Status  

Fill in the information and save it. Until you survey is not ready, you can leave it as "closed" in the status drop down field.






Name:


Description:



Categorize [ [show categories](#) | [hide categories](#) ]

Status  


In this example, we are using html tags in the description of the survey, so that there will be some more markup in the description of the survey when users view it in order to fill their answers.

ID	name	description	status	questions	action
1	Enquesta per al curs (03b): "Wiki (W-G01)"	Enquesta que ha d'omplir l'alumnat del curs <b>(03b) Curs de Wiki: Redacció col·laborativa per internet (nivell I). Classes presencials: 28, 29 de Novembre, i 1, 4 i 5 de Desembre de 2006, de 10h a 13h. (W-G01)</b>		41	   

Click the **Questions** link () to add questions to a survey.

If the survey status is *closed* () then users won't be able to take the survey. Leave the status field as "open" () when you are ready to allow your users to fill the survey, and you can set it to close after a certain period of time.

## Survey questions

Once you click on the question link () , you will be able to add questions (**tiki-admin\_survey\_questions.php**):

## Edit survey questions : Enquesta per al curs (03b): "Wiki (W-G01)"

[List surveys](#) [survey stats](#) [this survey stats](#) [edit this survey](#) [admin surveys](#)

### Create/edit questions for survey: Enquesta per al curs (03b): "Wiki (W-G01)"

Question:

Position:

Type:

**Tip**  
For a multiple answer question put the answers into the following field, separated by a comma. Example: one,two,many,lots.

Options (if apply):

You can use several question types when creating a survey:

- Short text questions
- Single choice questions
- Multiple choice questions
- Rate 1..5 questions
- Rate 1..10 questions

Select the question type and enter the question text. If the question has options, such as with single or multiple choice questions, enter the options separated by commas. The options will appear as possible answers to the questions.

When some questions are inserted, you can see them listed below at the same page of administration of questions (**tiki-admin\_survey\_questions.php**):

### Questions

Find

ID	position	question	type	options	action
1	1	Quin curs vas fer?	c	2	<a href="#">delete</a> <a href="#">edit</a>
2	2	APRENTATGE: El curs m'ha semblat intel·lectualment engrescador i estimulant	r	0	<a href="#">delete</a> <a href="#">edit</a>

## Short text questions

A short text question will be displayed as an input text box where users can enter text. Tiki will store all the user answers to the question and list them in the stats (if two users enter the same text it will be displayed only once indicating the number of users that entered the text). This type of question can generate fairly long stats since it is unlikely that two users will type the same text.

## Single choice questions

A single choice question will display the options as radio buttons and the user must select only one of the options.

## Multiple choice questions

In a multiple choice question options will be displayed as checkboxes and the user will be able to click one, some or all the options.

## Rate 1..5 questions

The user will be asked to rate the question topic from 1 to 5 using radio buttons.

## Rate 1..10 questions

The user will be asked to rate the question topic from 1 to 10. Once a question is created as admin you can practice taking the survey and checking the stats, then you can clear the survey stats and get it ready to be used.

### Related pages

---

- [Surveys](#)
- [Survey User](#)
- [Survey Details](#)